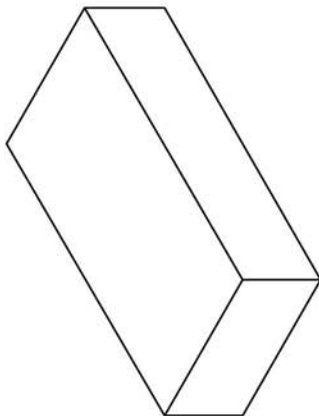
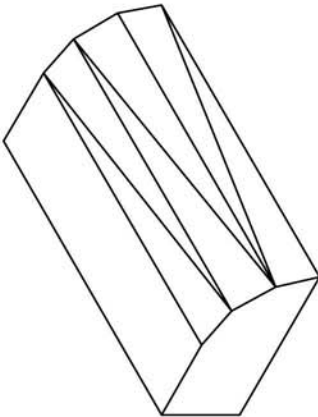


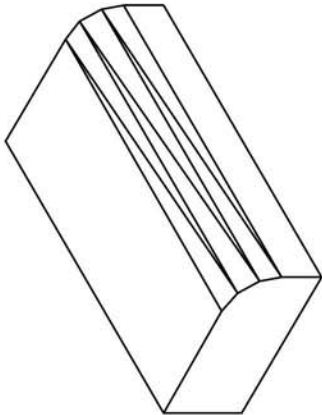
EDGE DETAILS



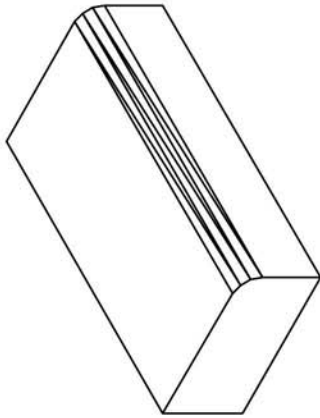
① SQUARE



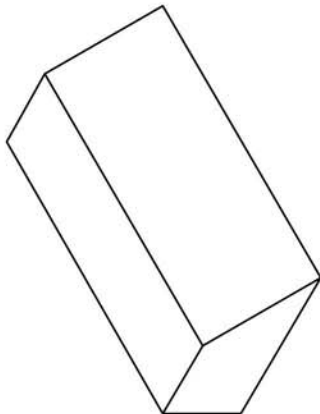
② 1" RADIUS



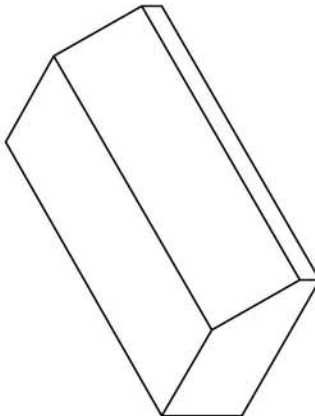
③ 1/2" RADIUS



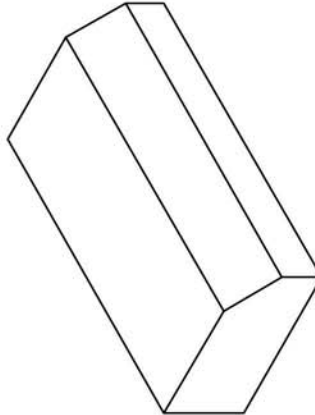
④ 1/4" RADIUS



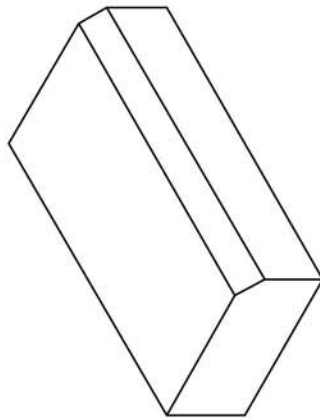
⑤ FULL MITER



⑥ 3/4" BEVEL



⑦ 1/2" BEVEL



⑧ 1/4" BEVEL

DEALER: _____ CLIENT: _____ JOB # _____

APPROVED BY: _____

SIGNATURE: _____ DATE: ___/___/2003



ACOUSTIC INNOVATIONS

This drawing is for information only, it is to be used as a general arrangement of interior conditions. It has been made from available information, however all measurements must be verified on the project site by ACOUSTIC INNOVATIONS, Inc. or a party guaranteeing the accuracy of the measurements. Before the final detailing and fabrication, the drawing must be verified and approved. This drawing is the property of ACOUSTIC INNOVATIONS, Inc. and no part or sum of the entirety of this document is to be copied or reproduced in any form. It is to be used for the project and site specifically identified herein only. It is not to be used for any other project. It is also to be returned upon request.
© Copyright 2003 by ACOUSTIC INNOVATIONS, Inc. All Rights Reserved.